


1. TYPE OF COUPLING

EURO Coupling




ACME Coupling




DISH Coupling



SCREW Coupling



KOREA BALL Coupling



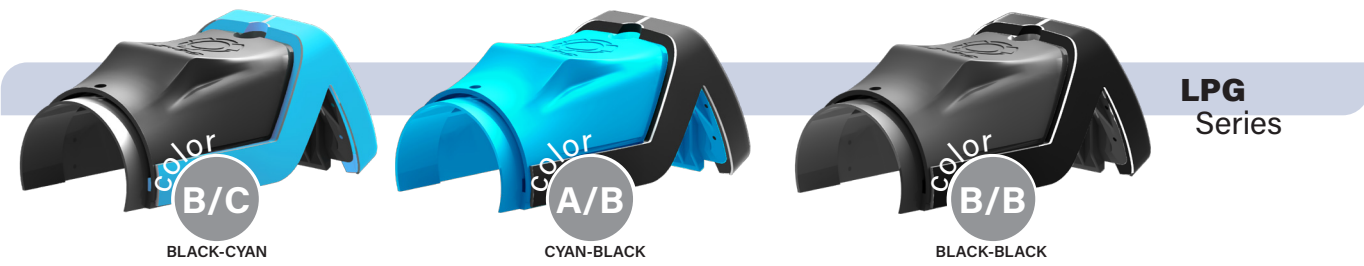
BREAKAWAY



PULLAWAY



3. COVER



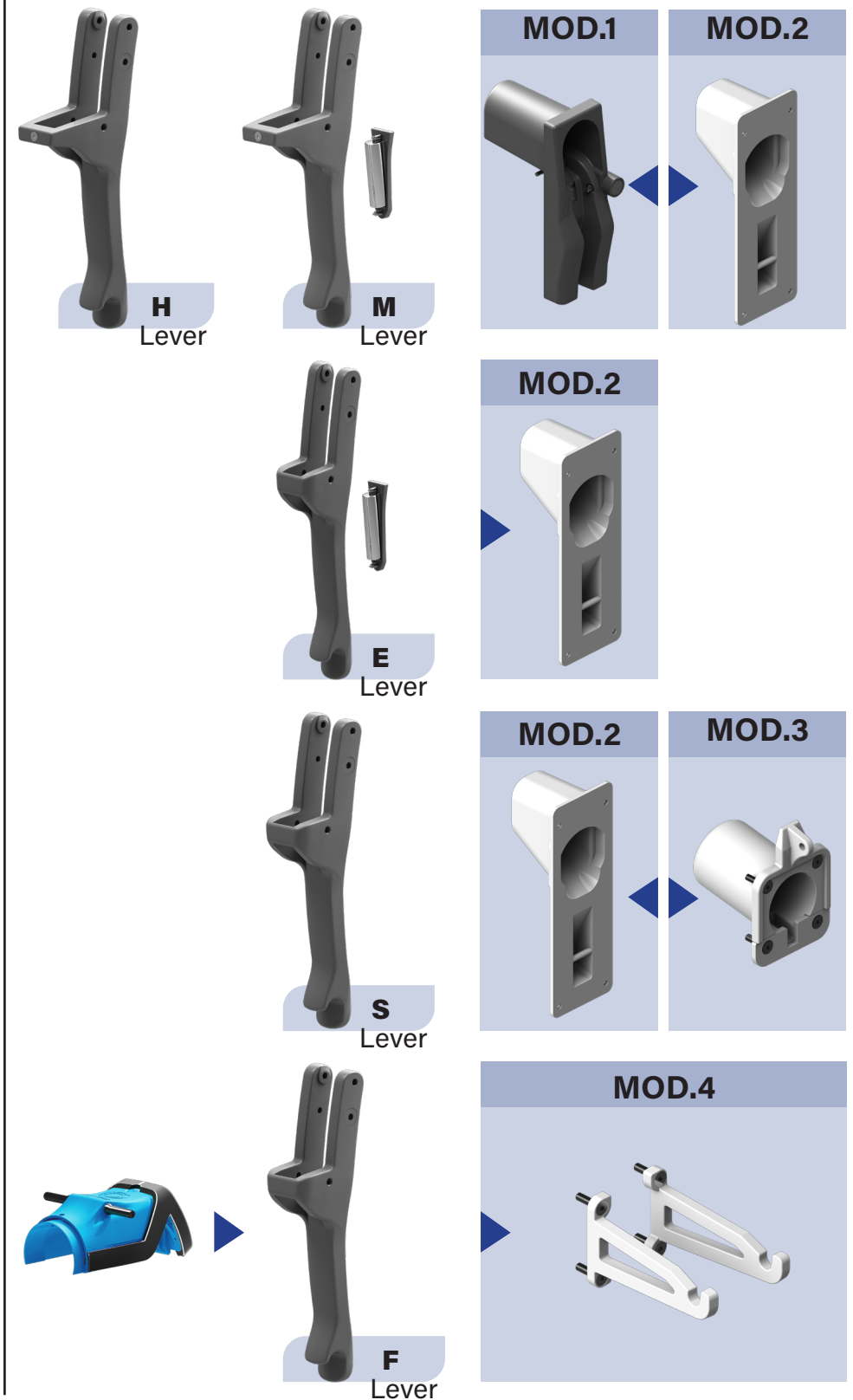
2. NOZZLE BODY



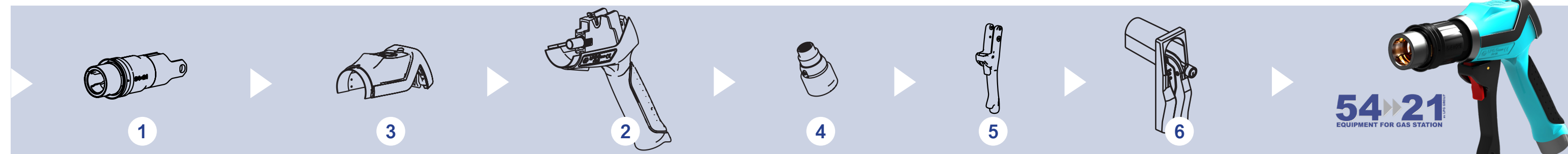
4. JOINT



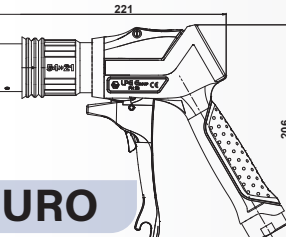
5. LEVER

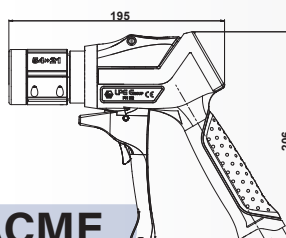


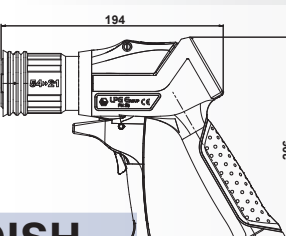
6. NOZZLE BOOT

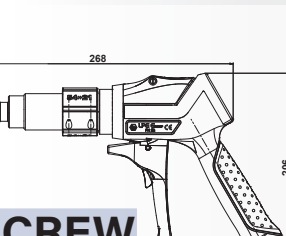


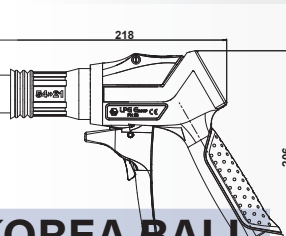
DATA SHEET

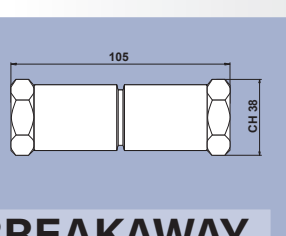
	Maximum operating pressure	25 Bar	Operating temperature	-20°C - +65°C
	Static test	40 Bar	Weight	1,3 Kg
	Dynamic test	25 Bar	Type of coupling	Euro 1
	Maximum flow rate	40 l/min at 8 Bar	Hooking on car	Hammer Euro 1
	Release of gas when disconnected	0,98 cm ³	Swivel connection	1" GAS - 3/4NPT - M30x1,5

	Maximum operating pressure	25 Bar	Operating temperature	-20°C - +65°C
	Static test	40 Bar	Weight	1,20 Kg
	Dynamic test	25 Bar	Type of coupling	Acme EN 12806
	Maximum flow rate	40 l/min at 8 Bar	Hooking on car	Acme hooking bush
	Release of gas when disconnected	1,35 cm ³	Swivel connection	1" GAS - 3/4NPT - M30x1,5

	Maximum operating pressure	25 Bar	Operating temperature	-20°C - +65°C
	Static test	40 Bar	Weight	1,3 Kg
	Dynamic test	25 Bar	Type of coupling	Italia/Dish Ref. EN13760
	Maximum flow rate	40 l/min at 8 Bar	Hooking on car	Hammer 5421
	Release of gas when disconnected	0,98 cm ³	Swivel connection	1" GAS - 3/4NPT - M30x1,5

	Maximum operating pressure	25 Bar	Operating temperature	-20°C - +65°C
	Static test	40 Bar	Weight	1,35 Kg
	Dynamic test	25 Bar	Type of coupling	Screw
	Maximum flow rate	40 l/min at 8 Bar	Hooking on car	Screw hooking bush
	Release of gas when disconnected	2,9 cm ³	Swivel connection	1" GAS - 3/4NPT - M30x1,5

	Maximum operating pressure	25 Bar	Operating temperature	-20°C - +65°C
	Static test	40 Bar	Weight	1,25 Kg
	Dynamic test	25 Bar	Type of coupling	Korea ISO 19825
	Maximum flow rate	40 l/min at 8 Bar	Hooking on car	Sleeve Korea Ball
	Release of gas when disconnected	1,3 cm ³	Swivel connection	1" GAS - 3/4NPT - M30x1,5

	Maximum operating pressure	25 Bar	Operating temperature	-20°C - +65°C
	Static test	40 Bar	Weight	0,70 Kg
	Dynamic test	25 Bar	Swivel connection	1" GAS - 3/4NPT
	Maximum flow rate	40 l/min at 8 Bar	SFT 100	Breakpoint 50 Kg
	Release of gas at breakpoint	0,5 cm ³	SFT 200	Breakpoint 130 Kg

	Maximum operating pressure	25 Bar	Operating temperature	-20°C - +65°C
	Static test	40 Bar	Weight	0,80 Kg
	Dynamic test	25 Bar	Swivel connection	3/4 NPT
	Maximum flow rate	40 l/min at 8 Bar		
	Release of gas when disconnected	0,5 cm ³		



ITALY

LPG GROUP S.R.L.

Via Rinascita, 38
40064 Ozzano Emilia (BO) | Italy
T. +39 051 798907

POLAND

LPG GROUP POLSKA

Ul. Zajecza 13
05-825 Grodzisk
Mazowiecki | Poland

Chemiczna
05-825 Natolin - Grodzisk
Mazowiecki | Poland

CZECH REPUBLIC

LPG GROUP CZ

Dlouhá 539
431 51 Klášterec nad Ohri
The Czech republic
Kaldova: +420604703447



54»21
EQUIPMENT FOR GAS STATION



EURO ▶

ACME ▶

DISH ▶

SCREW ▶

KOREA BALL ▶

BREAKAWAY ▶

PULLAWAY ▶

NOZZLE ▶
BOOT

54»21
EQUIPMENT FOR GAS STATION